

CONTAINER TYPES AND SPECIFICATIONS



20' Dry container

Dimensions*	Length	Width	Height
External	6096 mm	2362 mm	2590 mm
Internal	5944 mm	2337 mm	2388 mm
Door Openings		2337 mm	2286 mm
Weights*			Capacity*
Max. Gross	Tare	Max. Payload	
30480 kg	2080 kg	28320 kg	33.9 cub.m



40' Dry Container

Dimensions*	Length	Width	Height
External	12192 mm	2438 mm	2591 mm
Internal	12014 mm	2286 mm	2388 mm
Door Openings		2337 mm	2286 mm
Weights*			Capacity*
Max. Gross	Tare	Max. Payload	
30480 kg	3900 kg	26580 kg	67.7 cub.m



40' High Cube Container

Dimensions*	Length	Width	Height
External	12192 mm	2438 mm	2896 mm
Internal	11963 mm	2362 mm	2692 mm
Door Openings		2286 mm	2591 mm
Weights*			Capacity*
Max. Gross	Tare	Max. Payload	
30480 kg	4150 kg	26330 kg	76.4 cub.m



Open Top Container

Size	Weights*			Capacity*	Dimensions*	Length	Width	Height
	Max. Gross	Tare	Max. Payload					
20' Open Top Ctnr	30480 kg	2350 kg	28130 kg	32.5 cub.m	External	6096 mm	2362 mm	2590 mm
					Internal	5888 mm	2345 mm	2365 mm
					Door Openings		2335 mm	2280 mm
					Roof Openings	5415 mm	2205 mm	
40' Open Top Ctnr	30480 kg	3850 kg	26630 kg	66.4 cub.m	External	12192 mm	2438 mm	2591 mm
					Internal	12029 mm	2342 mm	2376 mm
					Door Openings		2336 mm	2230 mm
					Roof Openings	11544 mm	2230 mm	



20' Flat Rack Container

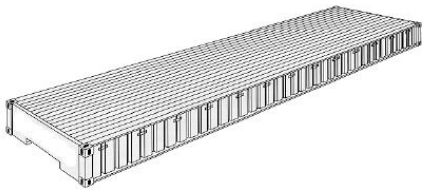


40' Flat Rack Container

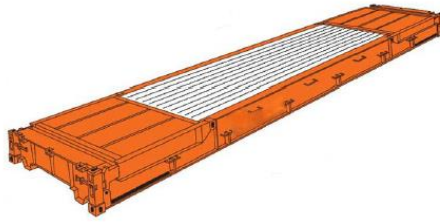


40' High Cube Flat Rack Container

Size	Weights*			Internal Dimensions*		
	Max. Gross	Tare	Max. Payload	Length	Width	Height
20' Flat Rack Container	34000 kg	2740 kg	31260 kg	6038 mm	2438 mm	2213 mm
40' Flat Rack Container	30480 kg	4200 kg	26280 kg	12086 mm	2224 mm	1981 mm
40' High Cube Flat Rack Container	45000 kg	5700 kg	39300 kg	12060 mm	2365 mm	2245 mm




Platform



Platform, Converted From a Flat Rack Container

Size	Weights*			Dimensions*		
	Max. Gross	Tare	Max. Payload	Length	Width	Floor Height
20' Platform	30480 kg	2520 kg	27960 kg	6058 mm	2438 mm	370 mm
40' Platform	45000 kg	5700 kg	39300 kg	12192 mm	2245 mm	648 mm



20' Ventilated Container

Dimensions*	Length	Width	Height
External	6068 mm	2438 mm	2591 mm
Internal	5888 mm	2325 mm	2392 mm
Door Openings		2334 mm	2290 mm
Weights*			Capacity*
Max. Gross	Tare	Max. Payload	
30480 kg	2400 kg	28080 kg	
			33.0 cub.m



20' Reefer Container

Dimensions*	Length	Width	Height
External	6096 mm	2370 mm	2591 mm
Internal	5455 mm	2260 mm	2275 mm
Door Openings		2237 mm	2260 mm
Weights*			Capacity*
Max. Gross	Tare	Max. Payload	
27000 kg	3050 kg	23950 kg	
			28.0 cub.m



40' Reefer Container

Dimensions*	Length	Width	Height
External	12192 mm	2438 mm	2591 mm
Internal	11555 mm	2286 mm	2280 mm
Door Openings		2285 mm	2245 mm
Weights*			Capacity*
Max. Gross	Tare	Max. Payload	
30480 kg	4370 kg	26110 kg	
			60.2 cub.m

Container dimensions ,weight and capacity can vary slightly basis manufacture's.

